

*Use this form to order ASI TRADITIONAL PLUS STEEL LOCKERS when you know the layout and what style you want, and the exact number of lockers needed. Items in **RED** are required.*

**STEP 1:** Provide your contact info.

Name

Phone

E-mail




**STEP 2:** Provide your location info (where will the lockers be installed).

Street Address

City

State

Zip





**STEP 3:** Provide your estimated time-frame (when will you need the lockers on site?).

**STEP 4:** Shipping Info. (Lockers are shipped flat (unassembled) on pallets.)

Do you have a loading dock?

Will you need a lift-gate?

Will the delivery need to be scheduled?

Who will be your shipping contact?

Name

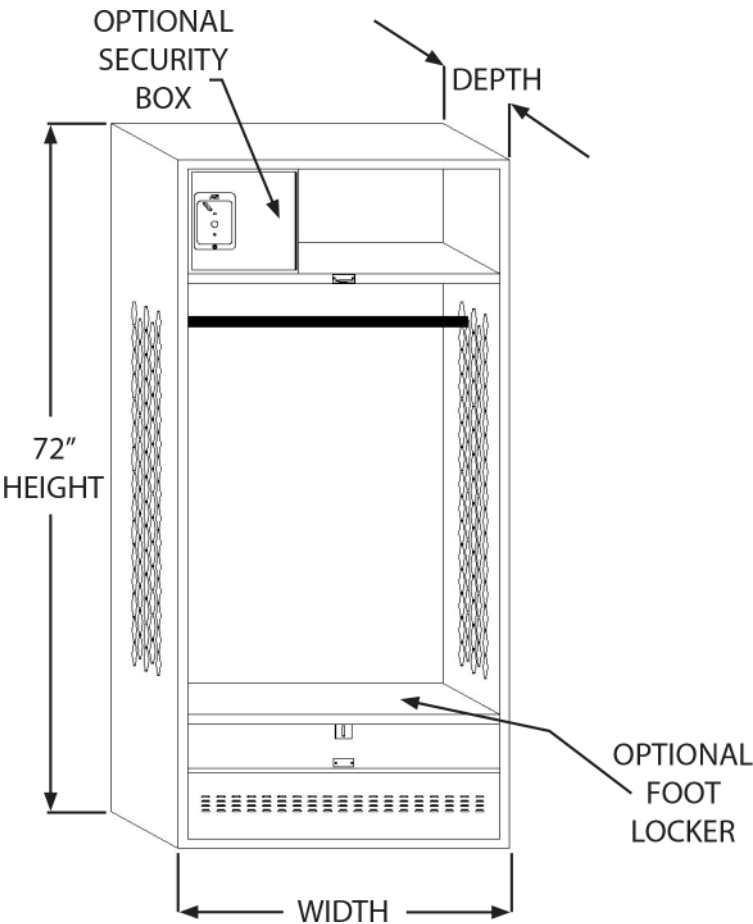
Phone



**IMPORTANT NOTE:** This product will arrive as KNOCK-DOWN (in pieces). It must be assembled by qualified staff. Pre-assembled units are available for an extra charge. Please call 704-937-2675 for details.

Additional Note

**STEP 5:** Select the quantities of each type of locker.



WIDTH	DEPTH	BASIC	with SECURITY BOX	with FOOT LOCKER	with SECURITY BOX & FOOT LOCKER	COLORWAY
24	18					
24	21					
24	24					
33	18					
33	21					
33	24					

## STEP 5: (Continued)

### ADDITIONAL OPTIONS:



*Continuous Slope Hood*




*Individual Slope Top/Row End*



*None*




*Vertical Filler Panels*



*Zee Base*



*Built-in Combination Lock*



*DigiLock® Keypad Locks*



*None*